



Links to Learning

- BBC Bitesize (print making): <https://www.bbc.co.uk/bitesize/subjects/zmyvcxs>

KLQ

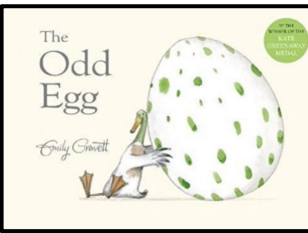

- What is a print?
- What kinds of marks can we make with chalk and oil pastels?
- How can I make a relief print?
- How can I reflect on my artwork?

KL (Spelling, Grammar & Punctuation)

- How the prefix un- changes the meaning of verbs and adjectives
- How words can combine to make sentences
- Joining words and joining clauses using and
- Sequencing sentences to form short narratives
- Separation of words with spaces
- Introduction to capital letters, full stops, question marks and exclamation marks to demarcate sentences
- Apostrophes to mark where letters are missing in spelling and to mark singular possession in nouns
- Expanded noun phrases for description and specification
- Using the prefix un-
- Using -ing, -ed, -er and -est where no change is needed in the spelling of root words
- Apply simple spelling rules and guidance, as listed in English Appendix 1
- Write from memory simple sentences dictated by the teacher that include words using the GPCs and common exception words taught so far

Links to Learning

- BBC Bitesize (grammar & punctuation): <https://www.bbc.co.uk/bitesize/subjects/zqkw2hv/year/zjpaap3>
- Spelling Shed: <https://play.edshed.com/en-gb/login>



Links to Learning

- BBC Bitesize (music): <https://www.bbc.co.uk/bitesize/subjects/z7tnvcw/year/zjpaap3>

KL

- To use percussion and my body expressively in response to music
- To sing a song in sections
- To perform a song
- To use instruments to create different sounds
- To create and choose sounds and create a piece using them
- To perform my piece to my peers

KL Writing

- Write sentences by:
- Saying out loud what they are going to write about
- Composing a sentence orally before writing it
- Sequencing sentences to form short narratives
- Re-reading what they have written to check that it makes sense
- Discuss what they have written with the teacher or other pupils
- Read aloud their writing clearly enough to be heard by their peers and the teacher.

Links to Learning

- BBC Bitesize (phonics, reading & writing): <https://www.bbc.co.uk/bitesize/subjects/zqkw2hv/year/zjpaap3>
- BBC Bitesize (writing): <https://www.bbc.co.uk/bitesize/subjects/z6sjktu>

Links to Learning

- BBC Bitesize (sharing opinions): <https://www.bbc.co.uk/bitesize/topics/zhdjsg/articles/zw4txbk>
- BBC Bitesize (what is bullying?): <https://www.bbc.co.uk/bitesize/topics/zhdjsg/articles/zi9h6a8>

KLQ

- Who are our special people?
- Our special people balloons
- Same or different?
- Good or bad touches?
- Surprises and secrets
- Taking care of a baby

Links to Learning

- BBC Bitesize (RE): <https://www.bbc.co.uk/bitesize/subjects/zxnuak7>

KLQ

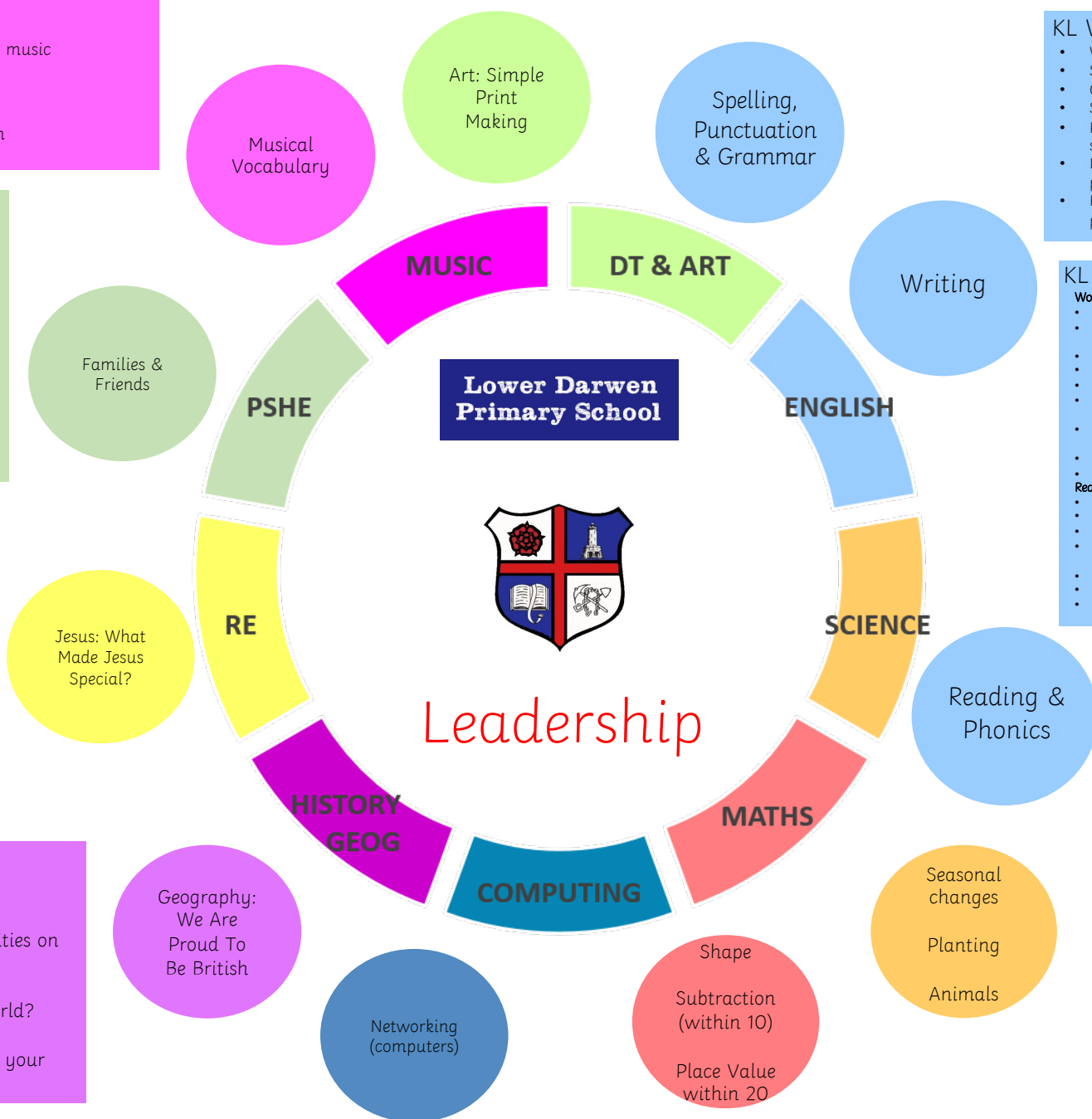
- What does special mean?
- Jesus was special. How? Why?
- What made Jesus special?
- Who were the special friends of Jesus and how did they try to follow his teachings?
- Why did the wind and waves obey Jesus?

Links to learning

- BBC Bitesize (Explore the UK): <https://www.bbc.co.uk/bitesize/subjects/zcdqxn>

KLQ

- What does it mean to be British?
- Where are the UK's 4 countries and their capital cities on a map?
- What are the physical features of Scotland?
- How did the Leeds Liverpool canal improve the world?
- How can we make a promise to the planet?
- Children's choice: research a UK country or city of your choice!



KL Reading & Phonics

- Word reading:**
- Apply phonic knowledge and skills as the route to decode words
  - Respond speedily with the correct sound to graphemes (letters or groups of letters) for all 40+ phonemes, including, where applicable, alternative sounds for graphemes
  - Read accurately by blending sounds in unfamiliar words containing GPCs
  - Read other words of more than one syllable that contain taught GPCs
  - Read words containing taught GPCs and -s, -es, -ing, -ed, -er and -est endings
  - Read words with contractions (I'm, I'll, we'll) and understand that the apostrophe represents the omitted letter(s)
  - Read aloud accurately books that are consistent with their developing phonic knowledge and that do not require them to use other strategies to work out words
  - Re-read these books to build up their fluency and confidence in word reading
  - Phase 3 (blue) sounds
- Reading comprehension:**
- Being encouraged to link what they read/hear to their own experiences
  - Recognising and joining in with predictable phrases
  - Learning to appreciate rhymes and poems, and recite some by heart
  - Listening to and discussing a wide range of poems, stories and non-fiction at a level beyond that they can read independently
  - Discussing word meanings, linking new meanings to those already known
  - Making inferences on the basis of what is being said and done
  - Predicting what might happen on the basis of what has been read so far

Links to Learning

- Phonics Shed: <https://play.edshed.com/en-gb/login>
- Phonics Play free resources: <https://www.phonicsplay.co.uk/resources>

Reading For Pleasure

- Leo & the Octopus by Isabelle Marinov
- The Comet by Joe Todd-Stanton
- Hello Winter by Jo Lindley
- Winter Sleep by Sean Taylor
- The Bear's Winter House by John Yeoman & Quentin Blake



KL

- Seasonal changes:**
- Changes in winter
  - Gather and record data
- Planting:**
- Plant - winter
- Animals:**
- Compare animal groups

Links to Learning

- Animal classification YouTube video: [https://www.youtube.com/watch?v=ONNLb\\_axN-o](https://www.youtube.com/watch?v=ONNLb_axN-o)
- BBC Bitesize (seasonal changes): <https://www.bbc.co.uk/bitesize/subjects/z6svr82>

Links to Learning

- BBC Bitesize (computing): <https://www.bbc.co.uk/bitesize/subjects/zyhbwmn>

KL

- The child can show an awareness of how ICT is used for communication and collaboration beyond school.
- The child can discuss how ICT is used beyond school - eg, social media, video calls, remote learning etc.
- The child can use filters in search technologies effectively and understand how they are ranked.

KL

- Shape:**
- Recognise and name 3D shapes
  - Sort 3D shapes
  - Recognise and name 2D shapes
  - Sort 2D shapes
  - Patterns with 2D and 3D shapes

Place value within 20:

- Count within 20
- Understand 10
- Understand 11, 12 and 13
- Understand 14, 1 and 16
- Understand 17, 18 and 19
- Understand 20
- 1 more and 1 less
- The number line to 20
- Use a number line to 20
- Estimate on a number line to 20
- Compare numbers to 20
- Order numbers to 20

Subtraction within 10:

- Subtraction: find a part
- Fact families: the eight facts
- Subtraction: take away/cross out
- Subtraction: how many left
- Subtraction on a number line
- Add or subtract 1 or 2

PE Focus:  
FMS: rolling a ball  
FMS: overarm throw

